

DarwinIA SILVER & GOLD Recap

December 2024

In this factsheet, you'll find a breakdown of the most relevant data on our monthly seed capital allocation programme, DarwinIA SILVER and GOLD, in the last edition. Read on to discover the top 10 DARWINs that ranked highest in both levels and some interesting metrics about the edition.

DarwinIA

SILVER



The level where traders start building their track record

DarwinIA **SILVER** Breakdown

Participants
at the end of
the month



7,810



1,110

**DARWINs receiving
a seed capital
allocation**

DARWINs receiving an
allocation in their **1st**
month's participation

151



€39,915,000

**TOTAL SEED
CAPITAL
ALLOCATED**

PARTICIPANT NATIONALITIES



94 COUNTRIES

TOP 3 COUNTRIES



SPAIN



UK



ITALY

Top 10 DARWINs in December 2024

PLACE	DARWIN	MONTH RETURN	6M RETURN	6M DRAWDOWN	LATEST ALLOCATION	HISTORICAL ALLOCATION	TRACK RECORD
# 1	JHJA	13.30 %	23.87%	-3.11%	€375,000	€375,000	20/09/24
# 2	WTQW	15.62 %	19.34%	-1.65 %	€315,000	€315,000	25/11/24
# 3	LUZF	20.21 %	28.80%	-5.29 %	€265,000	€265,000	08/11/24
# 4	NYG	8.17 %	27.10%	-5.95 %	€220,000	€385,000	28/06/24
# 5	BGK	6.29 %	20.58%	-3.77 %	€190,000	€285,000	27/09/22
# 6	NLWT	10.21 %	20.17%	-5.31 %	€165,000	€155,000	31/01/24
# 7	IRUG	3.95 %	28.28%	-3.02 %	€145,000	€680,000	11/07/24
# 8	CINV	10.10 %	15.72%	-3.81 %	€130,000	€160,000	24/10/24
# 9	RMIZ	7.39 %	25.74%	-7.27 %	€115,000	€220,000	17/07/24
# 10	RSHX	11.25 %	24.14%	-7.55 %	€110,000	€195,000	17/06/24

Special Mentions December 2024 SILVER ranking

Winner

JHJA

*Best
debutant*

JHJA

*Best
return*

OFLP

*Best
streak*

HFPP

* To check any historical performance please search by DARWIN **in the ranking**.

** Past performance is not a reliable indication of future results. All returns are gross, before deducting 1.2% management fees and 20% performance fees.

Recipient return in December 2024



Median

2.72%



Highest

20.21% OFLP

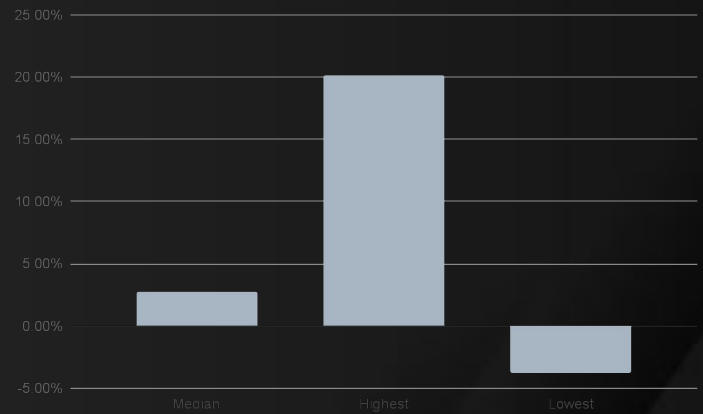


Lowest

3.74% FURC



Still got an **allocation** of €30k



6M Recipient Return through December 2024



Median

9.81%



Highest

47.68% HAKR

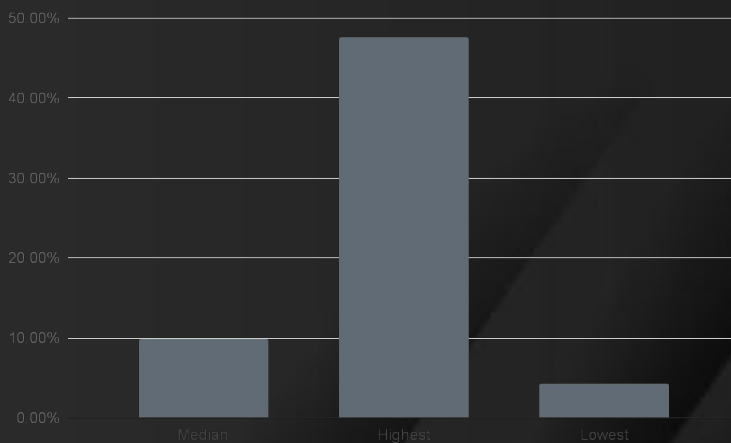


Lowest

4.27% QDUU



Still got an **allocation** of €30k



6M Recipient Drawdown through December 2024



Median

-5.28%



Highest

-25.69% YEKH

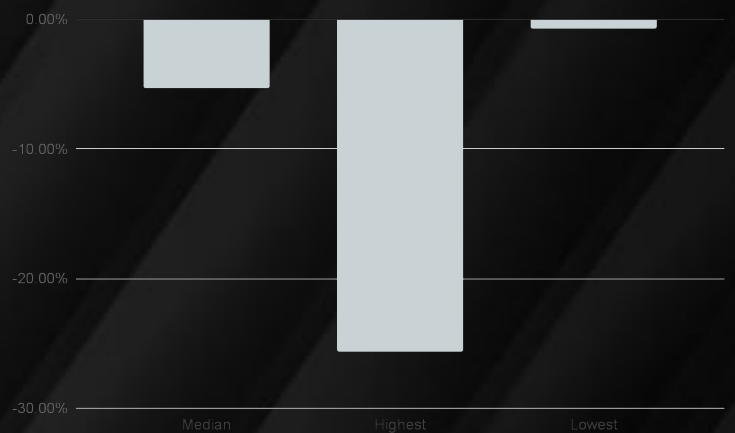


Lowest

-0.77% LPVH



Still got an **allocation** of €30k



[View full ranking](#)

DarwinIA
GOLD



*The level where traders thrive outperforming the market
month after month*

DarwinIA **GOLD** Breakdown

Participants
at the end of
the month



214



€6,430,000



75

DARWINs
receiving a seed
capital allocation

TOTAL SEED
CAPITAL
ALLOCATED

PARTICIPANT NATIONALITIES



44 COUNTRIES

TOP 3 COUNTRIES



SPAIN



UK



ITALY

Top 10 DARWINs in December 2024

PLACE	DARWIN	MONTH RETURN	LATEST ALLOCATION	HISTORICAL ALLOCATION	TRACK RECORD
# 1	TGVF	8.78%	€500,000	€855,000	01/03/24
# 2	KAJ	7.39%	€350,000	€682,566.29	02/12/22
# 3	SQZ	7.25%	€275,000	€785,000	26/01/24
# 4	PSI	6.43%	€210,000	€310,000	21/02/22
# 5	PGLM	5.71%	€170,000	€675,000	10/05/23
# 6	YFU	5.66%	€145,000	€660,000	27/05/21
# 7	OUCD	5.53%	€130,000	€510,000	26/02/24
# 8	AOY	4.76%	€125,000	€331,304.44 €	08/08/22
# 9	RFXE	4.15%	€120,000	€395,000	09/02/24
# 10	KZBX	4.07%	€115,000	€560,000	26/04/23

Special Mentions July 2024 GOLD ranking

Winner

TGVF

Best debutant

TGVF

Biggest assignment

EPG

Best streak

LXRO

* To check any historical performance please search by DARWIN **in the ranking.**

** Past performance is not a reliable indication of future results. All returns are gross, before deducting 1.2% management fees and 20% performance fees.

Recipient return in December 2024



Median

2.35%



Highest

8.78% TGVF

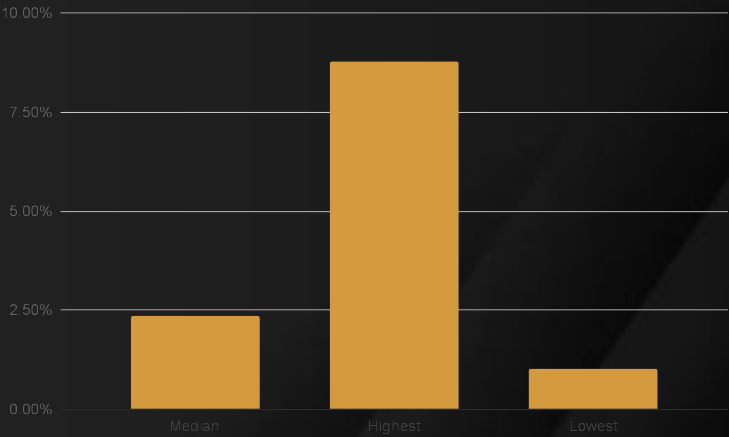


Lowest

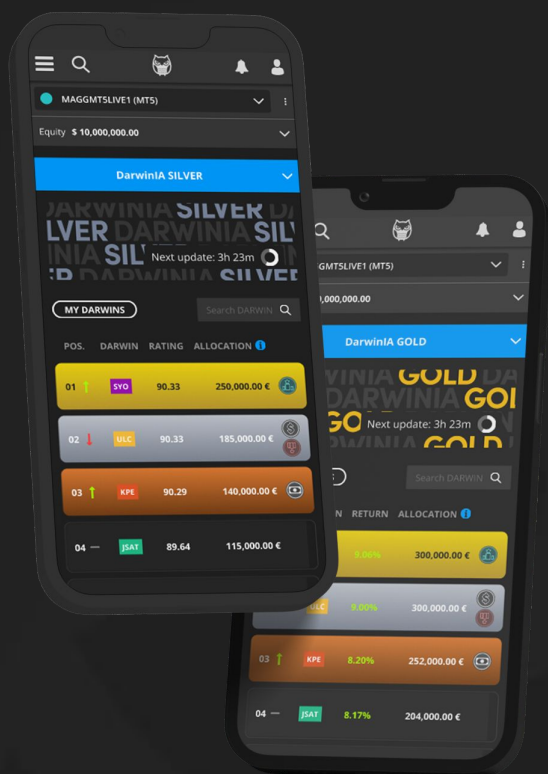
1.03% ATF (Still got an allocation of 50k)



Still got an allocation of €50k



[View full ranking](#)



*Thank you for reading the highlights of **DarwinIA SILVER and GOLD** in the last month. We strive to provide you with the most valuable and up-to-date information, and we appreciate your interest and support.*

We look forward to sharing more exciting updates with you next month!

Remember to share your success



darwinex.com

CFDs are complex instruments and come with a high risk of losing money rapidly due to leverage. **62% of retail investor accounts lose money when trading CFDs with this provider.** You should consider whether you understand how CFDs work and whether you can afford to take the high risk of losing your money. Past performance is not an indicator of future results.

Seed capital allocations in DarwinIA SILVER and GOLD are virtual (also called notional) allocations. You can read more about them [here](#).

The Darwinex® brand and the Darwinex.com domain are commercial names used by Tradeslide Trading Tech Limited, a company regulated by the Financial Conduct Authority (FCA) in the United Kingdom with FRN 586466 and company registration number 08061368, by Sapiens Markets EU Sociedad de Valores SA, a company regulated by the Comisión Nacional del Mercado de Valores (CNMV) in Spain under the number 311, with CIF A10537348 and by Tradeslide Global Ltd., a company authorised and regulated by the Financial Services Authority (FSA) of Seychelles with number SD171, company registration number 8433817-1.